

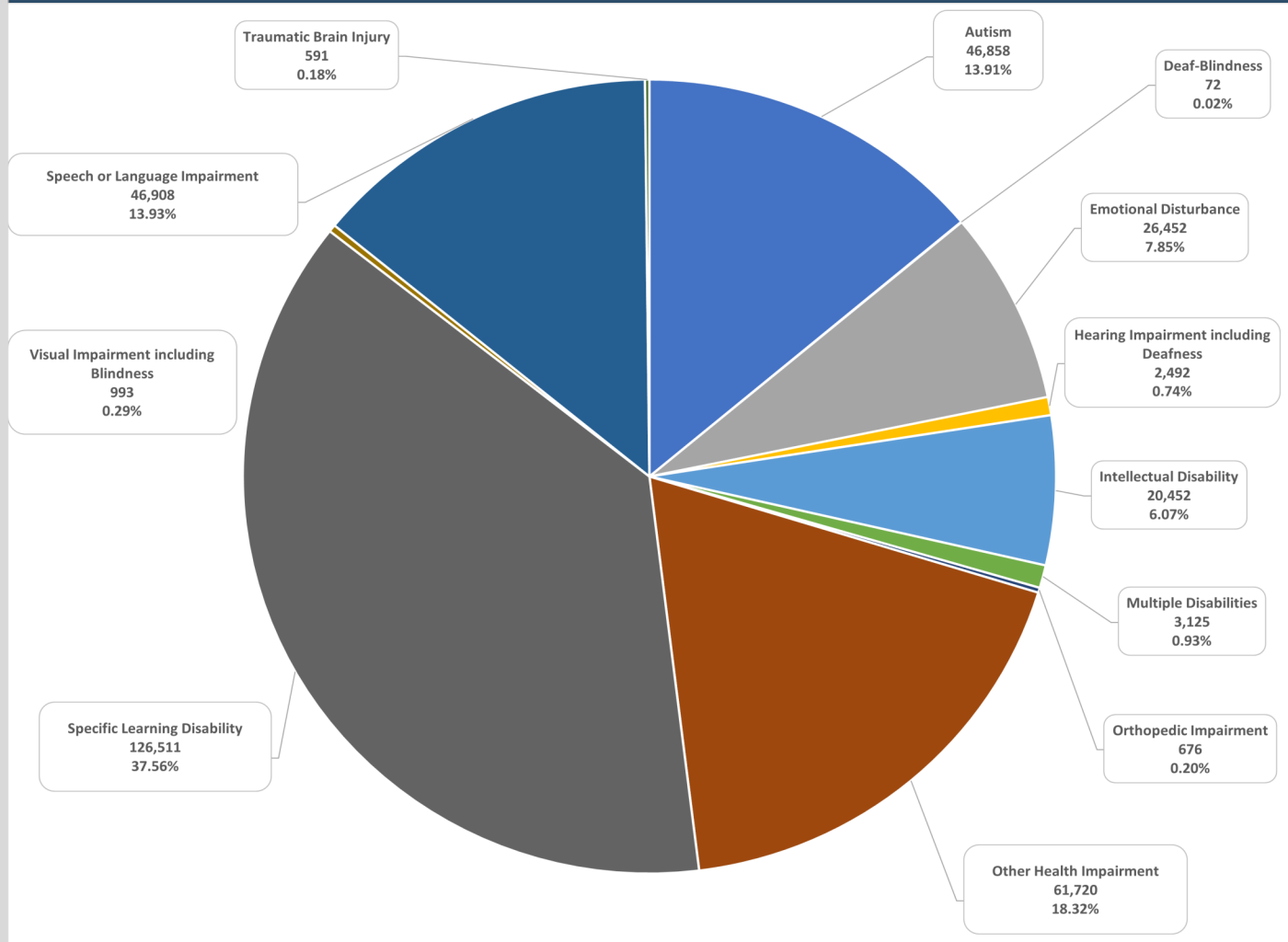
# Special Education in Pennsylvania

2023-2024



## Special Education Enrollment for School Age Students by Disability Category

Source: 2023-2024 Child Count



The 2023-24 statewide total of students with disabilities is 336,850 or 20.1% of the total enrollment in Pennsylvania.

## Indicator 1 Graduation Rates

Source: 2023-2024 Exiting Collection

**90.28%**

of Pennsylvania  
students with  
disabilities graduate  
from high school.



## Indicator 2 Dropout Rates

Source: 2023-2024 Exiting Collection

**9.28%**

of Pennsylvania  
students with  
disabilities drop out of  
high school



## Indicator 4 Suspension and Expulsion Rates

Source: 2023-2024 Table 9A Discipline Collection

**0.46%**

of students with disabilities are  
suspended or expelled for greater  
than ten days.

## Indicator 11 Initial Evaluations

Source: 2023-2024 Table 8A Annual

**92.17%**

of initial evaluations  
completed within 60 days of  
parental consent

## Indicator 13 Post-Secondary Transition Goals

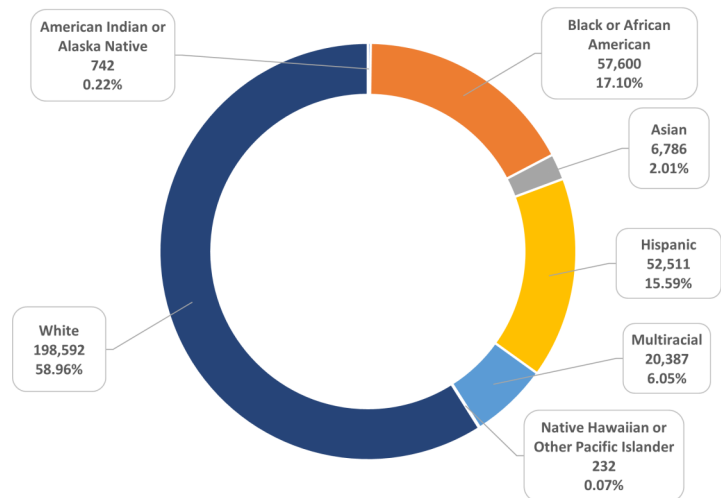
Source: 2023-2024 Cyclical Monitoring Data

**85.77%**

compliance found during  
onsite monitoring for eight  
specific secondary transition  
requirements

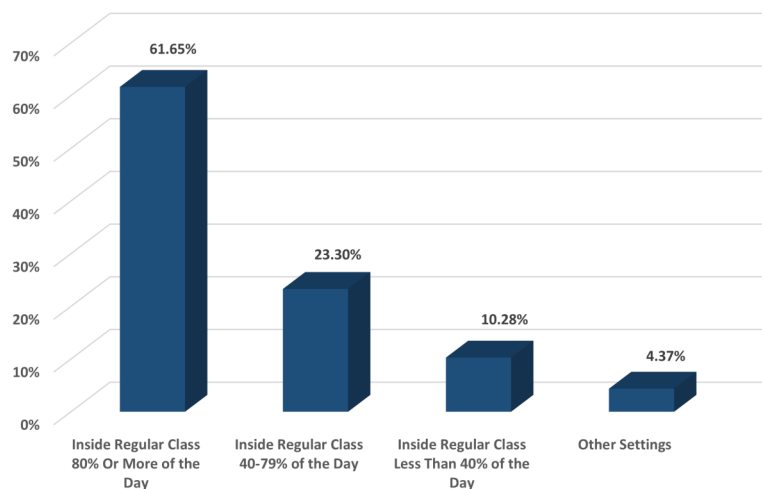
## Special Education Enrollment for School Age Students by Race/Ethnicity

Source: 2023-2024 Child Count



## Educational Environments Ages 6-21, Age 5 in School Age Programs

Source: 2023-2024 Child Count



## Indicator 14 Postsecondary Education/Employment

Source: 2023-2024 Post-School Outcome Survey Results

Enrolled in higher education	<b>12.08%</b>
Enrolled in higher education or competitively employed	<b>49.74%</b>
Enrolled in higher education, some other postsecondary education/training program, or competitively employed	<b>64.34%</b>