

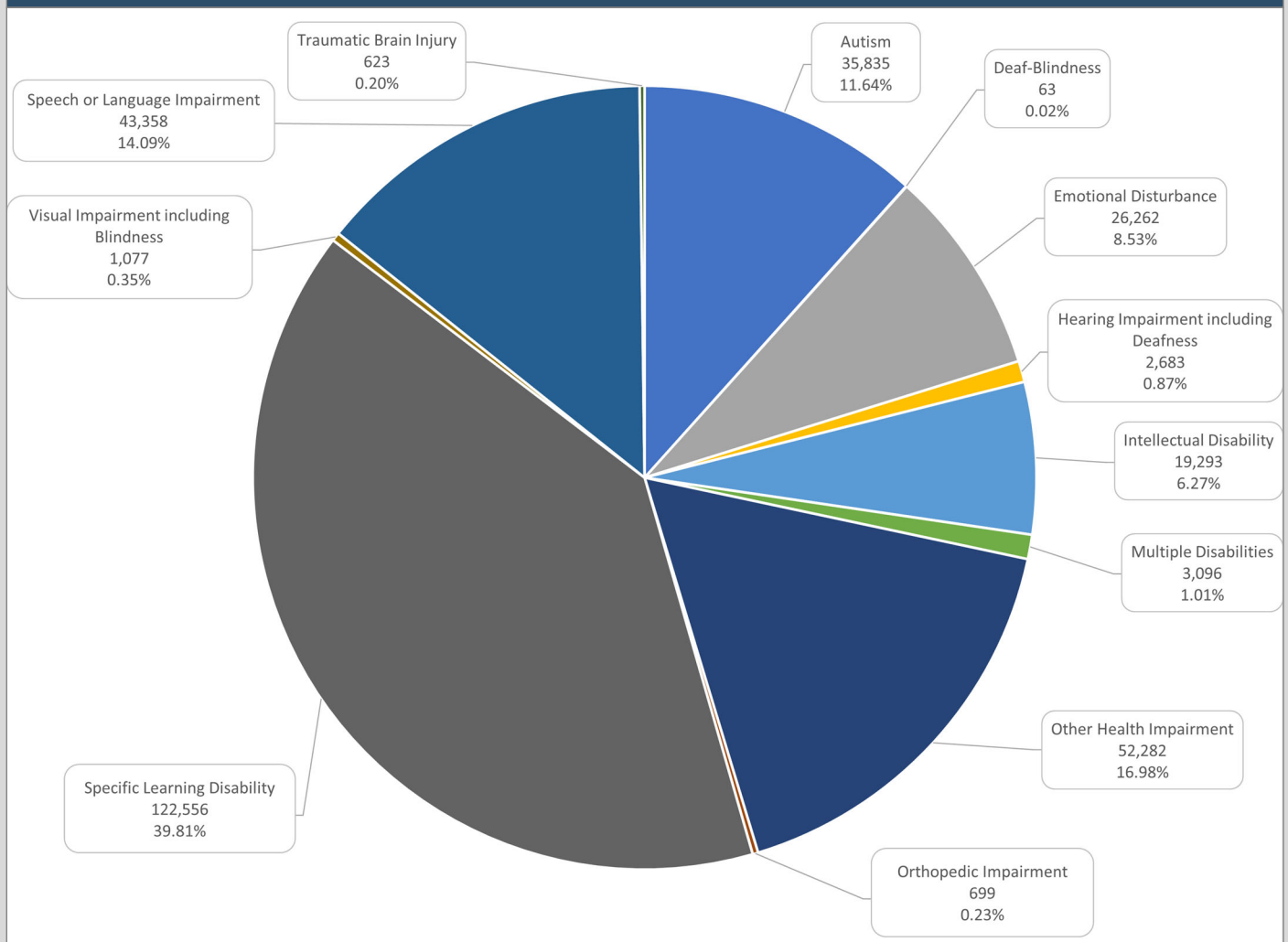
Special Education in Pennsylvania

2019-2020



Special Education Enrollment for School Age Students by Disability Category

Source: December 1, 2019 Child Count



The 2019-20 statewide total of students with disabilities is 307,827 or 17.8% of the total enrollment in Pennsylvania.

Indicator 1 Graduation Rates

Source: 2019-2020 4 Year Adjusted Grad Cohort

72.82%

of Pennsylvania students with disabilities graduate from high school in four years.



Indicator 2 Dropout Rates

Source: July 2020 Exiting Collection

10.56%

of Pennsylvania students with disabilities drop out of high school



Indicator 4 Suspension and Expulsion Rates

Source: 2020 Table 9A Discipline Collection

0.24%

of students with disabilities are suspended or expelled for greater than ten days.

Indicator 11 Initial Evaluations

Source: 2020 Table 8A Annual

94.33%

of initial evaluations completed within 60 days of parental consent

Indicator 13 Post-Secondary Transition Goals

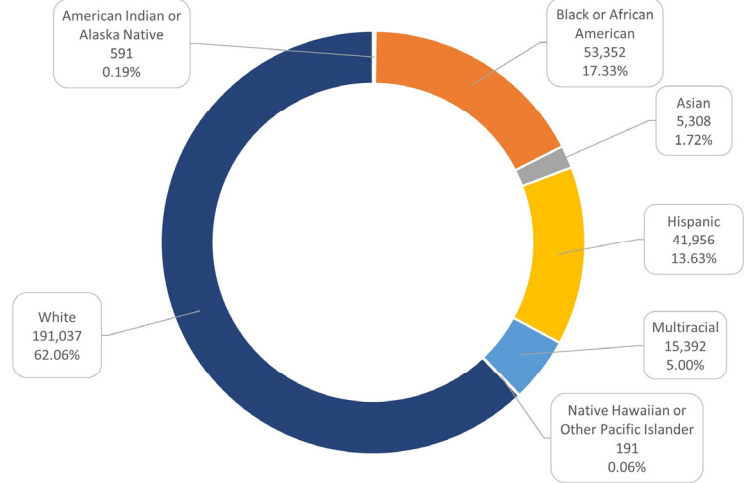
Source: Cyclical Monitoring Data 2019-2020

81.11%

compliance found during onsite monitoring for eight specific secondary transition requirements

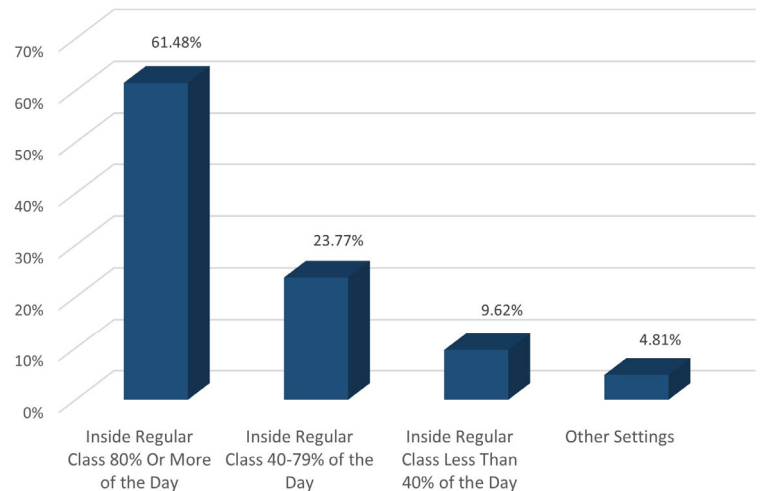
Special Education Enrollment for School Age Students by Race/Ethnicity

Source: December 1, 2019 Child Count



Educational Environments Ages 6-21, Age 5 in School Age Programs

Source: December 1, 2019 Child Count



Indicator 14 Postsecondary Education/Employment

Source: 2020 Post-School Outcome Survey Results

Enrolled in higher education	30.92%
Enrolled in higher education or competitively employed	71.33%
Enrolled in higher education, some other postsecondary education/training program, or competitively employed	75.78%