

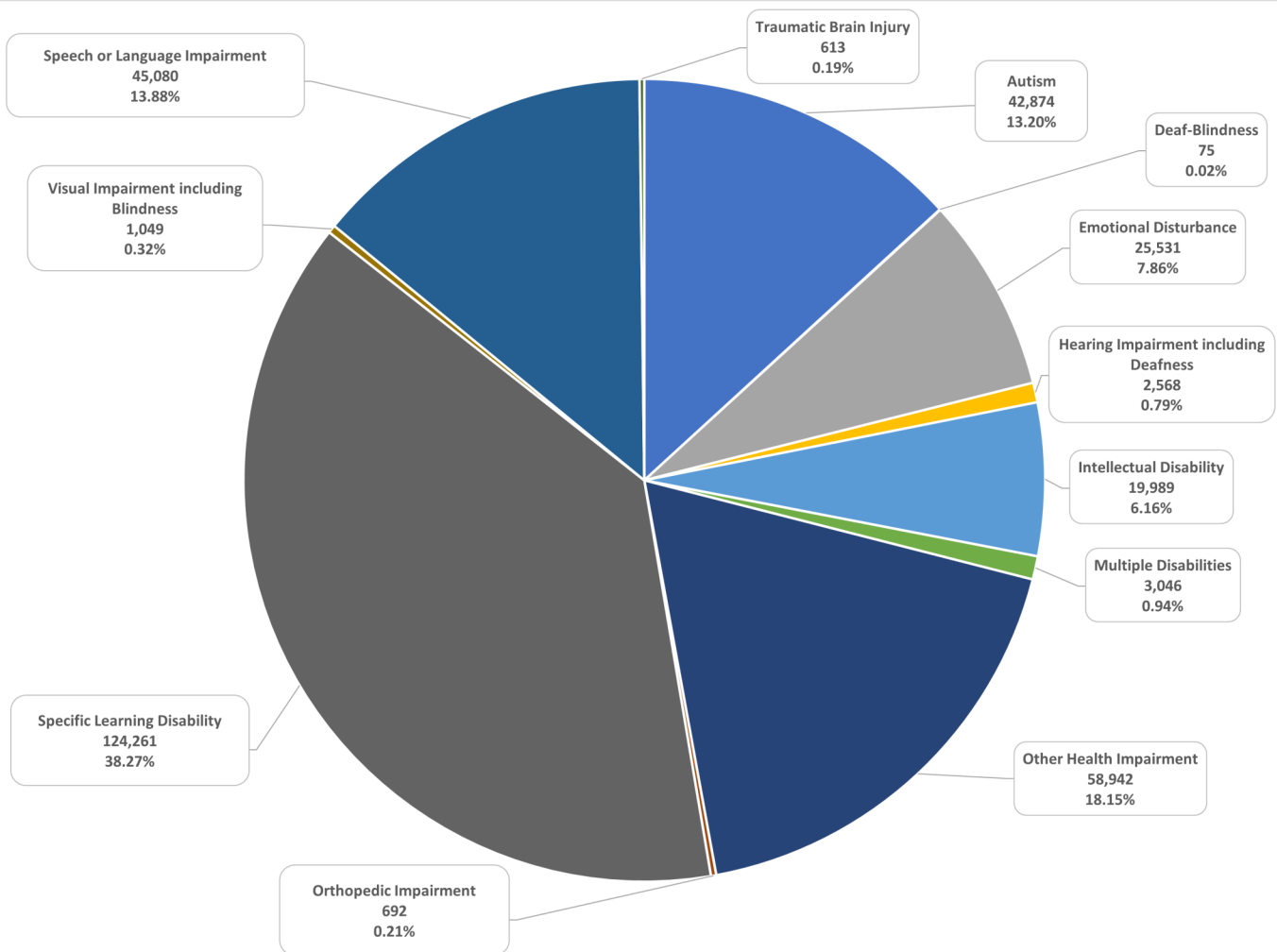
Special Education in Pennsylvania

2022-2023



Special Education Enrollment for School Age Students by Disability Category

Source: December 1, 2022 Child Count



The 2022-23 statewide total of students with disabilities is 324,720 or 19.3% of the total enrollment in Pennsylvania.

Indicator 1 Graduation Rates

Source: July 2023 Exiting Collection

88.67%

of Pennsylvania students with disabilities graduate from high school.



Indicator 2 Dropout Rates

Source: July 2023 Exiting Collection

10.88%

of Pennsylvania students with disabilities drop out of high school



Indicator 4 Suspension and Expulsion Rates

Source: 2023 Table 9A Discipline Collection

0.57%

of students with disabilities are suspended or expelled for greater than ten days.

Indicator 11 Initial Evaluations

Source: 2022-2023 Table 8A Annual

90.96%

of initial evaluations completed within 60 days of parental consent

Indicator 13 Post-Secondary Transition Goals

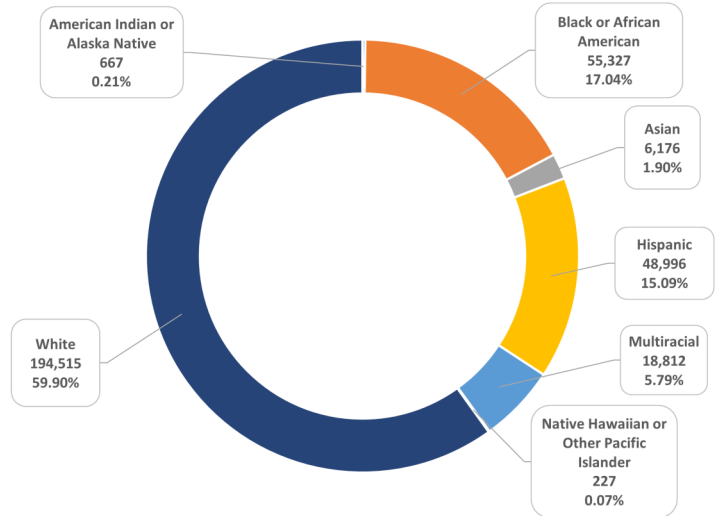
Source: Cyclical Monitoring Data 2022-2023

87.0%

compliance found during onsite monitoring for eight specific secondary transition requirements

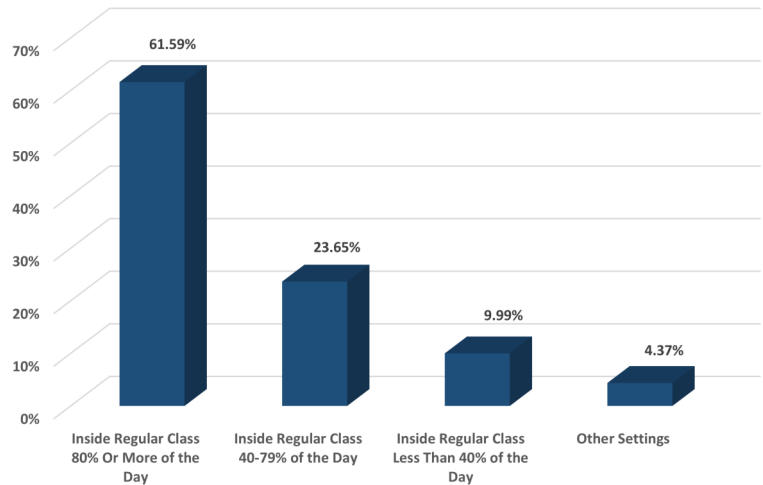
Special Education Enrollment for School Age Students by Race/Ethnicity

Source: December 1, 2022 Child Count



Educational Environments Ages 6-21, Age 5 in School Age Programs

Source: December 1, 2022 Child Count



Indicator 14 Postsecondary Education/Employment

Source: 2022-2023 Post-School Outcome Survey Results

Enrolled in higher education	24.3%
Enrolled in higher education or competitively employed	69.2%
Enrolled in higher education, some other postsecondary education/training program, or competitively employed	74.5%